

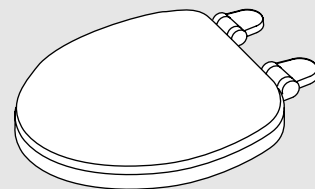
## **BABY DEVORO™ TOILET SEAT**

MODEL 5385.010

*Thank you for selecting American-Standard...the benchmark of fine quality for over 100 years.*

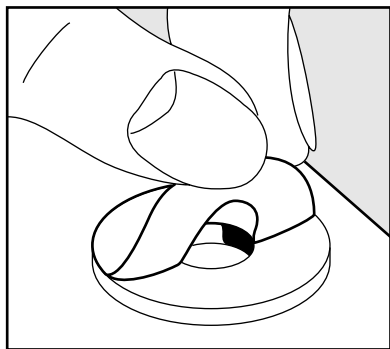
*To ensure that your installation proceeds smoothly—please read these instructions carefully before you begin.*

### **TOILET SEAT**



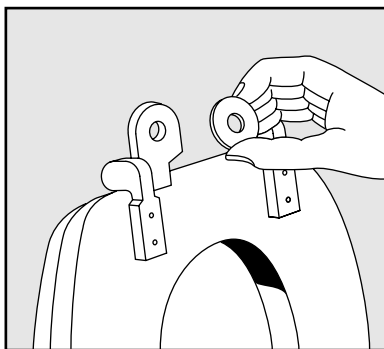
760045-100

**1**



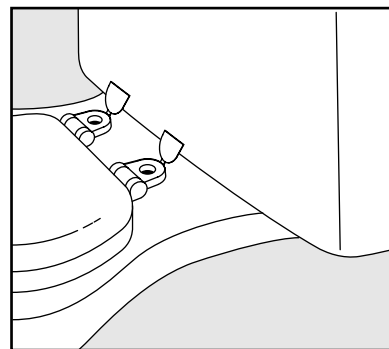
Remove the paper from both sides of the washer.

**2**



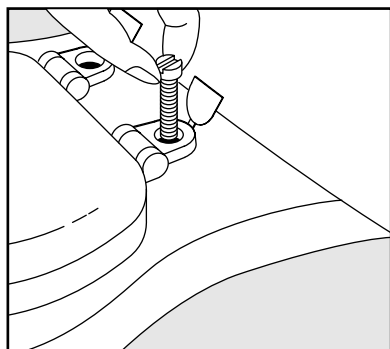
Attach washer to bottom of hinge.

**3**



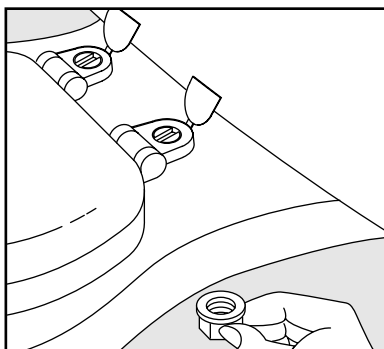
Place seat on bowl. Be careful to center hinge over holes in bowl.

**4**



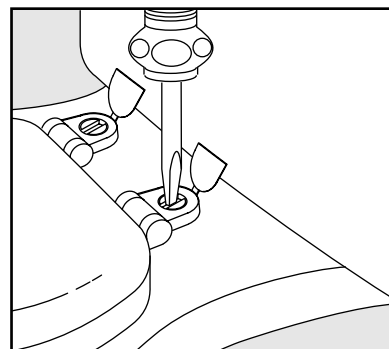
Insert bolts in hinges.

**5**



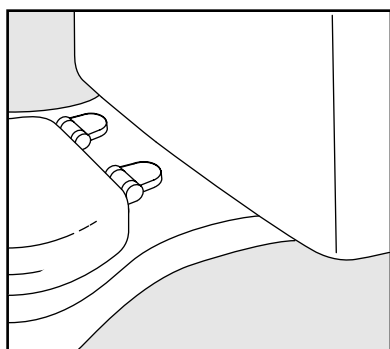
Attach the nut from below.

**6**



Use a screwdriver to tighten bolt.

**7**



Close the hinge covers.

### **CARE AND CLEANING...**

When cleaning your toilet seat wash it with mild, soapy water: rinse the seat thoroughly with clear water: and dry with a soft cloth.

Avoid detergents, disinfectants, or cleaning products in aerosol cans. NEVER use abrasive scouring powders on your seat. Some bathroom chemicals and cosmetics may damage the seat's finish. After installation, check the tightness of the bolts from time to time to ensure a tight fit.

FOR AFTER-SALES SERVICE CALL 1 (800) 442-1902 WEEKDAYS.

All product names listed herein are trademarks of American Standard Inc. unless otherwise noted.

## AMERICAN STANDARD

### ONE-YEAR LIMITED WARRANTY

If inspection of this American Standard plumbing product, within one year after its initial installation, confirms that it is defective in materials or workmanship, American Standard will repair or, at its option, exchange the product for a similar model.

This limited warranty does not apply to local building code compliance; since local building codes vary considerably, the purchaser of this product should check with a local building or plumbing contractor to ensure local code compliance before installation.

This warranty shall be void if the product has been moved from its initial place of installation; if it has been subjected to faulty maintenance, abuse, misuse, accident, or other damage; if it was not installed in accordance with American Standard's instructions, or if it has been modified in a manner inconsistent with the product as shipped by American Standard.

American Standard's option to repair or exchange the product under this warranty does not cover any labor or other costs of removal or installation, nor shall American Standard be responsible for any other incidental or consequential damages attributable to a product defect or to the repair or exchange of a defective product, all of which are expressly excluded from this warranty. (Some states or provinces do not allow the exclusion or limitation of implied warranties, so this exclusion may not apply to you.)

This warranty gives you specific legal rights. You may have other statutory rights that vary from state to state or from province to province, in which case this warranty does not affect such statutory rights.

For service under this warranty, it is suggested that a claim be made through the contractor or dealer from or through whom the product was purchased, or that a service request (including a description of the product model and of the defect) be sent to the following address:

**In the United States:**

American Standard Inc.,  
P.O. Box 6820  
Piscataway, New Jersey 08855  
Attention: Director of Consumer Affairs

For residents of the United States, warranty information  
may also be obtained by calling the following  
toll free number: (800) 442-1902

**In Canada:**

American-Standard,  
2480 Stanfield Rd.,  
Mississauga, Ontario  
Canada L4Y 1S2

Toll Free: (800) 387-0369

**In Mexico:**

Customer Service Manager  
Ideal Standard, S.A. de C.V.  
Via Morelos #330  
Col. Santa Clara  
Ecatepec 55540 Edo. Mexico